

# Welcome to Year 11 Information Evening



Mr Preston (Headteacher)

Miss Tanti (Deputy Headteacher – Outcomes)

Miss Lyons (Lead Practitioner for KS4 Outcomes), Ms Fox (Exams Officer) and Mr. Faulkner  
(Head of Year 11)

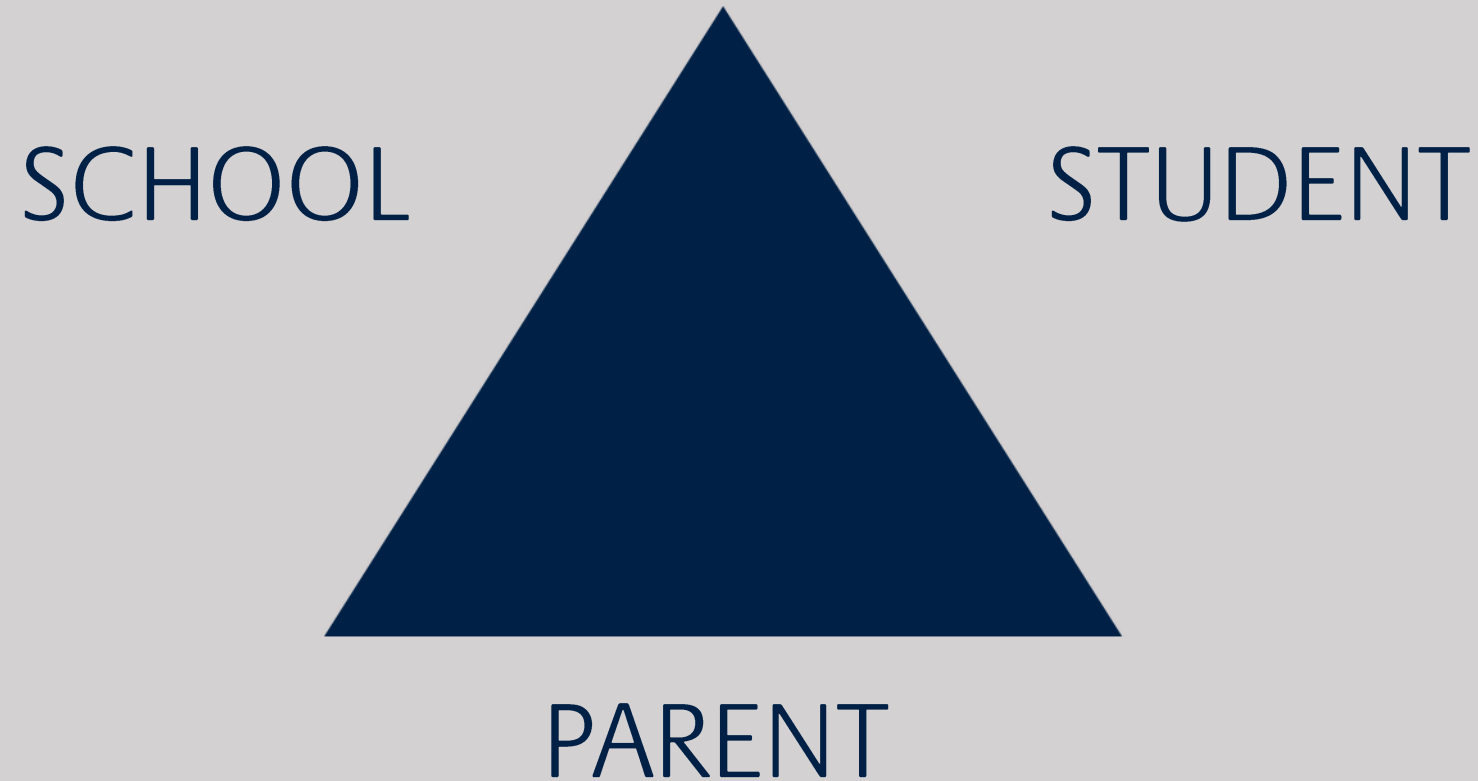
TRANSFORMING LIFE CHANCES

# What do we stand for?

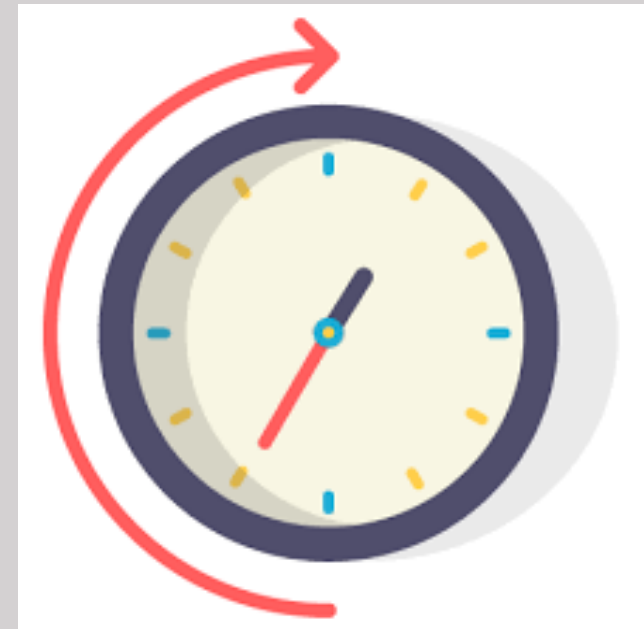
- Holcombe is an ambitious and supportive Grammar School where life chances are transformed through Mastery, Endeavour and Thinking



# Home-School partnership



- Now to Christmas = 26 days
- Jan to Feb ½ term = 30 days
- Feb ½ term to Easter = 30 days
- Easter to May 1<sup>st</sup> = 10 days
  
- TOTAL = 96 DAYS



- Take out 2 weeks of prelims = 86 DAYS
- The odd dentist appointment / illness etc?
- **WE HAVE APPROXIMATELY 84 SCHOOL DAYS LEFT**



# Attendance is imperative

- From the government website.

"In 2019...secondary school pupils who didn't achieve grade 9 to 4 in English and Maths missed 10 more days on average over the key stage than those who achieved grade 9 to 5 in both English and Maths."

BUT...

- There is a lot of time at home
  - 86 school day afternoons
  - Feb half term, May half term
  - Christmas holidays
  - Easter holidays



# Find the Right Balance



- What sport, clubs, jobs, social activities are you involved in?
- Have you found the right balance?



A family has 2 parents, 3 daughters and each daughter has 4 brothers. How many in the family?



- Fantastic Feedback from invigilators in our last set of prelims
  
- Still a few things to work on next time
  - Equipment
  - Mobile Phones
  - Questionable Breakfasts!



- Next prelim is 2 weeks beginning 3rd February 2025.
- Language Orals begin three weeks before written exams (13th January 2025)



# Preparing for the Examinations

- You will be given an **exam timetable** – keep it safe!
- Have you got a **quiet place to study**? If not, what are you doing about it?
- Are you attending **Aspire to Achieve** sessions?
- Have you got the necessary **revision guides**? Have you got the class notes? Your revision packs?
- Have you devised a **revision timetable**?
- Do you know what the **exam paper** is going to look like (eg How many questions and what it entails, the topics being examined?)

If it's broken, fix it!



- Written exams start on 8th May 2025.
- Details of the exam boards for each subject can be found in the information booklet and the school website.
- Each year the exam boards designate dates as 'contingency days', which are additional exam dates which will be used in the event of national or significant local disruption to examinations:
  - 11th June 2025 (pm)
  - 25th June 2025
- All exam students should therefore ensure that they are available until 25th June 2025 should there be exceptional circumstances that require an exam board to reschedule an exam
- If students are sick on a day of their exam and are unable to attend school you must get a doctors note. They will not be able to sit the exam on another day.

- GCSE Results Day: Thursday 21<sup>st</sup> August 2025
- We are not able to email results to students, so if you are unable to attend, you can nominate someone to collect your results on your behalf.

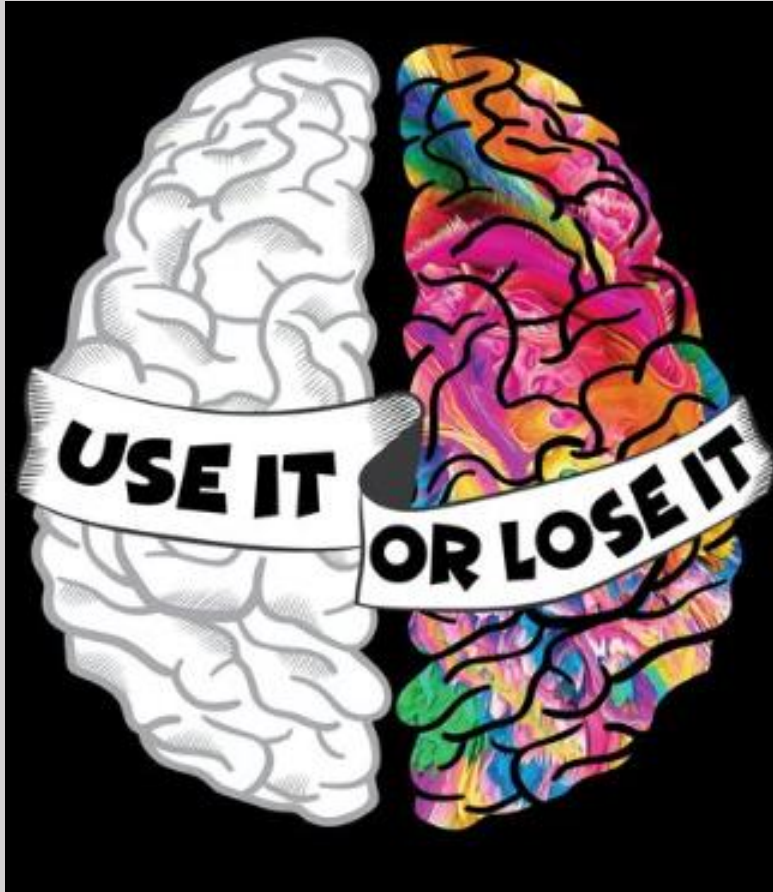


Fred the postman has a round which takes him  $1\frac{3}{4}$  hours. On Friday he takes 105 minutes. Explain.





# Use it or Lose it...



- In order to grow our muscles, we need to provide a stimulus – like lifting weights in the gym – followed by a period of rest.
- The opposite also happens – if we stop going to the gym or if we stop using a limb after breaking a bone – our muscles get smaller.

# AI, Coursework and Assessments: A quick guide for parents / students

# What is AI?

- AI stands for artificial intelligence and using it is like having a computer that thinks
- AI tools like ChatGPT or Snapchat My AI can write text, make art and create music by learning from data from the internet, but watch out – they can also make things up and be biased

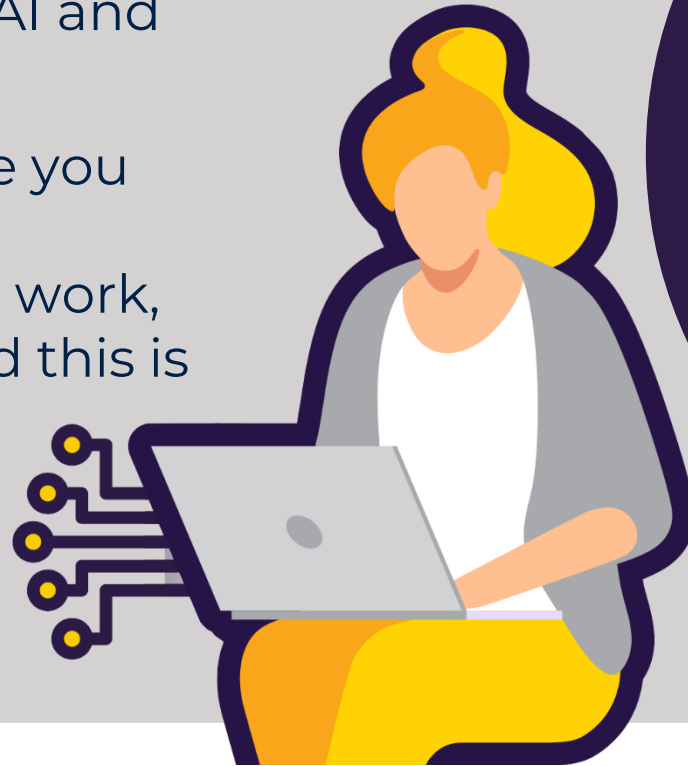




# How can AI be misused in coursework, assessments and examinations?

AI misuse is when you take something made using AI and say it's your own work.

If you use sources to give you good examples and you present this as your own work, you will be penalised and this is cheating.



**THIS IS  
CHEATING!**

# How do I make sure I don't misuse AI?

- 1** Know the rules for your subjects, use the examination criteria and spec to help you making the right choices.
- 2** Reference reference reference, if you have used anything that isn't your own work!
- 3** Declare it's all your own work





# 1

## Know the rules!

- You're not allowed to use AI tools when you're in an exam, even if you have used it for revision it is not okay, and an examiner may notice it and you could get disqualified from that exam.
- Your teachers will tell you if you're allowed to use AI tools when doing your coursework – the rules will depend on your qualification, but getting a form of AI to do the work for you is cheating.
- Even if you're allowed to use AI tools, you can't get marks for content produced by AI – your marks come from showing your own understanding and producing your own work, you will need to provide evidence to support what you have used.



# 2

## Reference reference reference!

If you're allowed to use AI tools, you must reference them clearly, if you don't it is cheating as it is not your own work.

- Name the AI tool you used
- Add the date you generated the content
- Explain how you used it
- Save a screenshot of the questions you asked and the answers you got



# 3

## Declare it's all your own work

- When you hand in your coursework or an assessment, you have to sign a declaration, if it is not your own work you will get found out.
- Anything without a reference must be all your own work
- If you've used an AI tool, don't sign the declaration until you're sure you've added all the references
- Your teacher may also refuse to sign the sheet if they think that you have used something to help you that isn't your own work.





# What happens if I misuse AI?

If you've misused AI, you could lose your marks for the coursework, an assessment – you could even be disqualified from the subject.

**DON'T RISK IT!**



# There are posters going up around the school, read them.

### What Is AI?

- AI stands for artificial intelligence and using it is like having a computer that thinks
- AI tools like ChatGPT or Snapchat My AI can write text, make art and create music by learning from data from the internet, but watch out – they can also make things up and be biased

### How can AI be misused in assessments?

AI misuse is when you take something made using AI and say it's your own work.

## THIS IS CHEATING!

### How do I make sure I don't misuse AI?

- 1 Know the rules**
  - You're **not allowed** to use AI tools when you're in an exam
  - Your teachers will tell you if you're allowed to use AI tools when doing your coursework – the rules will depend on your qualification
  - Even if you're allowed to use AI tools, you can't get marks for content just produced by AI – your marks come from showing your own understanding and producing your own work
- 2 Reference reference reference!**

If you're allowed to use AI tools, you must reference them clearly

  - Name the AI tool you used
  - Add the date you generated the content
  - Explain how you used it
  - Save a screenshot of the questions you asked and the answers you got
- 3 Declare it's all your own work**

When you hand in your assessment, you have to sign a declaration. Anything without a reference must be all your own work. If you've used an AI tool, don't sign the declaration until you're sure you've added all the references

### What happens if I misuse AI?

If you've misused AI, you could lose your marks for the assessment – you could even be disqualified from the subject.

## DON'T RISK IT!

## REMEMBER

Misusing AI is cheating!

Know the rules  
Talk to your teachers  
Reference clearly

# DON'T RISK IT!

# It is cheating and Malpractice



Remember: Misusing AI is cheating!



## **REMEMBER**

**Misusing AI is cheating!**

Know the rules

Talk to your teachers

Reference clearly

What is usually filled in the morning and emptied at night except at Christmas when it is filled at night and emptied in the morning?



- It is time to consider and solidify future pathways
- PD sessions on apprenticeships and other future pathways
- Extra assemblies with Head of Sixth Form
- Careers interviews
- Unifrog sessions
- Ask questions and discuss what your options are




# Sixth Form Applications

- Sixth forms want **breadth** – All subjects are important
- What extra-curricular things are you involved with? Sport? Music?
- What could you get involved with? Form rep? Debating club? Creative writing competition? – all these things contribute to showing yourself as a rounded individual



# Sixth Form Applications

- Students will use these prelim and forecast grades to apply
- The deadlines are usually January/February - check with individual school
- Go to open evenings
- What's your back-up plan?
- What subjects do you WANT to study?



- Our sixth form open evening is next Thursday 21st November 2024 6-9pm



- Please park and come in through New Horizons gate



# Know your Goal, be Aspirational

“The best way to predict your future is to create it.” —Abraham Lincoln



- Have a clear long-term goal – what do you want to achieve? What do you need to do to get there.
- Your GCSEs are the first step to the next stage of that journey. It helps to know what that journey is
- Don't limit yourself – there are loads of opportunities out there for you, not just for people like you!

# How do we celebrate achievement?

- Postcards home
- Posters of attainment and progress in S Block
- Lunch with Mr Preston
- Breakfast or Break with Miss Tanti
- Top attendance at Aspire to Achieve sessions
- Tutor awards
- Head of Year awards
- Subject awards
- Blog posts
- Positive emails home



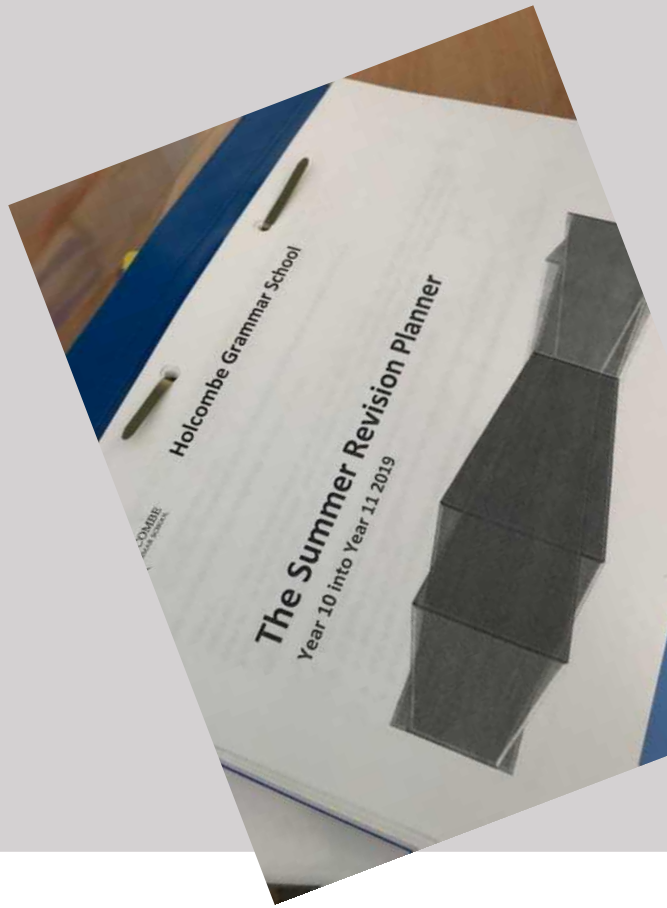
- A letter will be sent home before Christmas. Please purchase ASAP to avoid disappointment



In which sport do all the contestants except one on each team move backwards?



# Year 10 into 11 Summer Revision Packs - can you find them at home?



Explain and describe ideas with many details

Practice bringing information to mind

WRITE OR SKETCH

Use specific examples to understand abstract ideas

MY FOLDER

ACB CBA P TOPICS

Switch between ideas while you study

Combine words and visuals

## REVISION PLANNER

Week beginning: \_\_\_\_\_

	Monday	Tuesday	Wednesday	Thursday	Friday	Saturday	Sunday
9 am							
10 am							
11 am							
12 noon							
1 pm							
2 pm							
3 pm							
4 pm							
5 pm							
6 pm							
7 pm							
8 pm							





# Additional resources – where to find them



We have folders and plastic wallets to help you organise your revision.

You can collect some from Miss Tanti's office. Some of you have already collected them

## Personalised Learning Check List

**Subject:-** Biology

Using the information in both the topic and sub topic areas please indicate in the right hand columns which you understand and know well, need to go over again, need to sit down and revise.

Topic	Sub -Topic	Little work GREEN ○○○○	Some work AMBER ○○○○	Lots of work RED ○○○○
Combined 4.1	<ul style="list-style-type: none"> <li>4.1 Cell biology</li> <li>4.1.1 Cell structure</li> <li>4.1.1.1 Eukaryotes &amp; Prokaryotes</li> <li>4.1.1.2 Animal &amp; plant cells</li> <li><u>Practical</u>: Use a light microscope to observe, draw and label plant and animal cells. Magnification scale MUST be included</li> <li>4.1.1.3 Cell specialisation</li> <li>4.1.1.4 Cell differentiation</li> <li>4.1.1.5 Microscopy</li> </ul>	_____	_____	_____
4.1.2	<ul style="list-style-type: none"> <li>4.1.2 Cell Division</li> <li>4.1.2.1 Chromosomes</li> <li>4.1.2.2 Mitosis and cell cycle</li> <li>4.1.2.3 Stem cells</li> </ul>	_____	_____	_____
4.1.3	<ul style="list-style-type: none"> <li>4.1.3 Transport in cells</li> <li>4.1.3.1 Diffusion</li> <li>4.1.3.2 Osmosis</li> </ul>	_____	_____	_____

Students received PLC's at the end of year 9 from me

These should have been ragged by students. If they haven't been ragged, that must be a priority

Red – no knowledge of the content

Amber – some knowledge of it

Green – knowledge is secure

If they have been misplaced, subject teachers may have spare copies

# Parents, what can you do to help?

- Check that PLC's have been ragged
- Help your child fill in revision timetables, thinking about what they need to do between now and next prelims in January
- After your child has revised a topic, test them on topics by asking them questions
- Encourage students to go to a range of Aspire to Achieve after school sessions
- Encourage your child to do regular revision/retrieval practice



# Revision – what are we doing?

- Miss Tanti, Miss Lyons & Mrs Morris work with different year groups on revision techniques termly
- Students need to trial different revision techniques to find out what works best for them
- Subject teachers can provide guidance on different techniques to use for their subjects



# Aspire To Achieve Timetable<sup>2</sup>

Monday	Tuesday	Wednesday	Thursday	Friday
<u>Chemistry</u> <u>B12 Lunchtime</u>	Art Drop-In's D20 (3:15-4:00pm)	PE P22 (3:15-4:00pm)	History H25 (3:15-4:15pm)	Art Drop-In's D20 (3:15-4.00pm)
	Music C Block (3:15-4:00pm)	Business Studies S11 (3:15-4:00pm)	Music C Block (3:15-4:00pm)	Business S11 (3:15-4:00pm)
	DT D10 (3:15-4:00pm)	Geography H14 (3:15-4:00pm)	Drama Drama studio (3:15-3:45 pm)	RS M14 (3:15-4:15pm)
	Media B15 (3:15-4:15pm)	<u>Biology</u> <u>B21 Lunchtime</u>	Psychology M13 (3:15-4:00pm)	Spanish S10 (3:15-4:00pm)
	History H25 (3:15-4:15pm)		Spanish S16 (3:15-4:00pm)	
	Sociology M13 (3:15-4:15)	<ul style="list-style-type: none"> <li>Aspire to Achieve sessions focus on option subjects for the time being as students have less lesson time for option subjects</li> <li>Students get rewarded by teachers for attending and engaging in these sessions and there is an attendance league between form groups. Form with highest attendance each month get additional rewards</li> </ul>		
	Computer Science H20(3:15-4:00pm)			
	French S14 (3:15-4:00pm)			
	Spanish S16 (3:15-4:00pm)			
	<u>Chemistry</u> <u>B12 Lunchtime</u>			

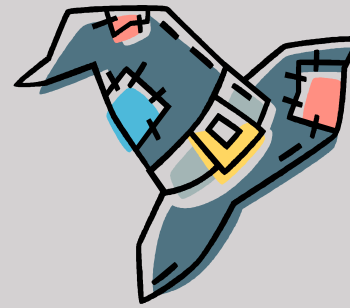
Stephanie runs a clothing shop. She sells shorts for £36, trousers for £48 and a hat for £18. What would she charge for boots?



£36



£48



£18



£?

# What can you do to help?

- Attendance - students have to be here to learn
- Encourage your child to be well equipped for their lessons and exams which will help them in their prelims
- Study Buddy – question & answer sessions, quiz them,
- Entertainment – time to work time to play. Ensure balance between study and rest (and monitoring social networking time)
- Reward for effort (not bribery!) - short and long term goals
- Go-between – contact school for support
- Keep students focused on work and why they are doing it
- Revision timetable - help them plan ahead – relieve stress
- Encourage attendance to revision sessions after school, if possible

Please ensure you have collected an Information Evening booklet!

- The Year 11 annual Parents Evening will be held on **5<sup>th</sup> December 2024.**




# Upcoming Deadlines for Students



Geography compulsory fieldwork dates – 28th November is to Minster on Sea to study coastal management, 16th January is to Ashford for regeneration.



GCSE Media Studies NEA final deadline – Monday 16<sup>th</sup> December



GCSE Art and Design, Coursework deadline - end of term 2. Both projects must be fully completed. January 2nd - Component 2 paper handed out. Exam dates 30th April and May 1st. All preparation for component 2 must be handed in at the start of the exam 30th April

# Upcoming Deadlines for Students



PE - Written coursework - end of term 2, External practical evidence - end of term 3



Languages – Speaking prelim 13th-31st January



Drama – submission dates will vary. To be informed by Classroom teacher

# Upcoming Deadlines - DT

- Easter touch-up days are absolutely key

GCSE
Holiday NEA touch-up/Making days x2 Easter <b>to be confirmed</b>
NEA Final Assessment: 28 <sup>th</sup> March
Final Hand in: 11 April



- Produce a revision timetable!
- Seek advice and support from your teachers
- Keep Revising your next set of prelims are just around the corner
- Use Unifrog to research the range of opportunities that are available to you
- Ensure you are looking for the right courses or apprenticeships for you
- Attend Open days/evenings

# Any Questions – please ask a member of staff

What if...? How about...? Who do I need to talk to about...?

Miss Tanti – Deputy Headteacher - Outcomes

Miss Lyons – Lead Practitioner for KS4 Outcomes

Ms Fox - Exams Officer

Mr Faulkner – Head of Year 11